



# STALLWORKS

EQUINE STALL & DOOR SYSTEMS

## 2024 Product Catalog



*Celebrating 22 years of service*







# TABLE OF CONTENTS

Our History.....	3
Dutch Doors.....	6
Bale Doors.....	10
Barn Doors.....	14
Loft Doors.....	18
Door Orientation....	21
Door Accessories....	22
Stall Systems.....	24
European Stall Systems..	30
Aisle Entry Doors.....	32
Perimeter Colors.....	36
Liner Colors.....	38
Life of an Order.....	39
FAQ.....	40

NOTE: Our door systems are not engineered to come in direct contact with livestock.



# The StallWorks Difference

Whether you're a contractor building a large equine facility or working towards making your backyard dream come true, our products have the quality and style to make your project beautiful. We offer a variety of styles such as Bale, Dutch, Aisle Entry, Loft and Barn doors to give your barn the exact look you are seeking.

All of our doors and stalls are manufactured with quality galvalume metal due to its superiority in rust and corrosion prevention, ensuring a long-lasting product. We also powder coat your products, giving them a durable layer of paint protection that will last for years to come. Our wide range of powder coating colors and textures allows us to match almost any existing barn or paint color.

## Our History

In 2001, our founder began to build horse barns and quickly realized the need for quality-built equine products in the Virginia Heartland. So, in 2001, StallWorks was founded and the Dutch Door and Stall Systems were developed. Our service area quickly grew to include dealers across Virginia, Delaware, Maryland and Pennsylvania. Then in 2008, we set up shop in a 10,000 square foot warehouse in Appomattox, Virginia.

We continued to grow and found ourselves needing to relocate once again to a larger facility. In 2015, we relocated to a newly remodeled 28,000 square foot facility just ten minutes down the road. Then in 2017, we expanded our footprint to 32,000 square feet.


What started out as a 3 man team has now grown into two divisions: StallWorks, LLC and Virginia MetalFab. StallWorks and Virginia MetalFab's unrelenting growth and dedication to quality required a collaboration that demanded a massive 220,000 square foot building, that we relocated to at the end of 2022. We are thrilled to have the opportunity to continue our mission of producing the best equine products on the market and providing top-notch service to our customers. We are proud to serve our customers, regardless of if they are homeowners, contractors, or our nationwide distributors. We look forward to many more years of growth and projects to come!





Melissa V., NC

*"My StallWorks doors and stalls are stunning and unbelievable quality – I have no doubt they will last a lifetime!"*







Dutch Door

# DUTCH DOOR

Our Dutch Doors are built to last. If you want to add a new level of accessibility for both yourself and your livestock, installing Dutch Doors is your answer. Like Bale Doors, they provide ventilation and windowing abilities. They also provide direct access to the contents of your barn without having to use a main barn door. You can lead your horses or cattle out from their stalls or keep them inside with the window portion open or closed. Made of durable materials of the highest quality, our Dutch Doors offer protection against the elements for all the assets within.

Typically used as exterior doors to allow your horse to remain in the stall while still being able to look out.

## SPECIFICATIONS:

- 16GA galvanized steel, panel perimeter and crossbucks
- 14GA galvanized steel jamb
- Heavy duty 8" T-Hinges, D-Handle and Barrel Bolt
- 5/8" quality plywood core
- 3/16" double pane tempered glass with internal grid

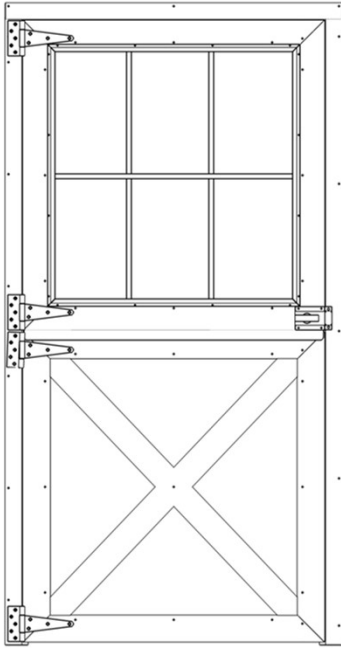
Galvanized steel is a high-quality steel known for its rust and corrosion resistant qualities, ensuring a lifelong quality product.



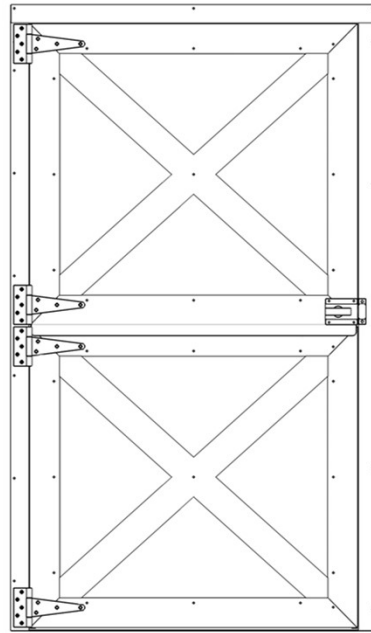
# HOW TO ORDER

---

We have several sizes and styles for our Dutch Doors. When ordering a Dutch Door, we need to know what size you are looking for, colors, and glass or no glass. All Dutch Doors are two colors, the perimeter and the liners. The perimeter and crossbucks will be one color, and the other color will be the triangles behind the X.



**GLASS**



**NO GLASS**

## Standard Sizes

4' X 7'

4' X 8'

Starting at \$1,354

Please contact us for any specific custom door sizes you may need.









# Bale Door





# BALE DOOR

If you want to add wall or stall openings to your barn without committing to the size and function of a Dutch Door, bale doors are a simple yet elegant option. These window-style doors open smoothly and offer quality ventilation. When closed, they provide superb protection against outdoor weather and temperature changes so the contents of your barn will not be disturbed.

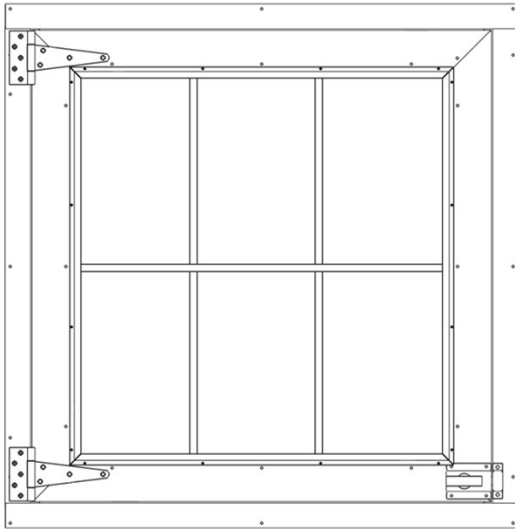
## SPECIFICATIONS:

- 16GA galvanized steel, panel perimeter and crossbucks
- 14GA galvanized steel jamb
- Heavy duty 8" T-Hinges, D-Handle and Barrel Bolt
- 5/8" quality plywood core
- 3/16" double pane tempered glass with internal grid

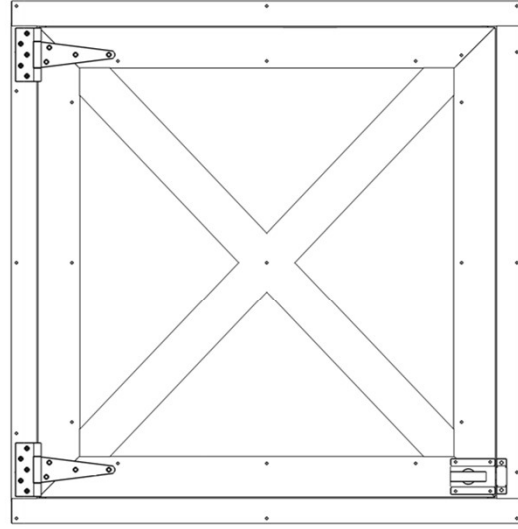
# HOW TO ORDER

---

We have several sizes and styles for our bale doors. When ordering, we need to know what size you are looking for, colors, and glass or no glass. Bale doors with glass will only need the perimeter color, while the bale doors without glass have the perimeter and the liners. The liner is the color that you see behind the x and the perimeter is everything else.



**GLASS**



**NO GLASS**

## Standard Sizes

4' X 3/6'


4' X 4'

Starting at \$714

Please contact us for any specific custom door sizes you may need.







Barn Door

# BARN DOOR

Our barn doors are some of the most flexible, versatile options we have available. They offer the look of a Dutch door while offering the functionality of an individual door. They can be solid or include windows. These doors are excellent for both interior and exterior applications, from tack and feed rooms to outside doorways. They also provide a more weather-resistant finish than Dutch doors and can withstand a lot of tough use. Additionally, they are flexible in design. If you want a more classic look with a hinged opening, we can make that for you. If you want ease of access and a stylish modern feel, we can provide you with a slide opening and wear-resistant tracks.

So, what is the difference between a Dutch Door and a barn door? A barn door operates as one solid door, just like any other household door. Panels on a Dutch Door move independently.

## SPECIFICATIONS:

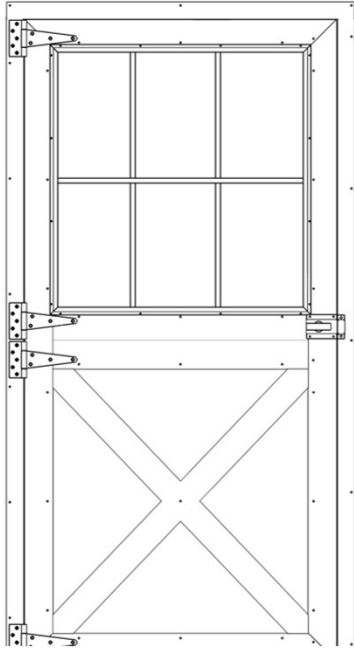
- Galvannealed steel jamb, panel perimeter and crossbucks
- Heavy duty 8" T-Hinges, D-Handle and Barrel Bolt
- 5/8" quality plywood core
- 3/16" double pane tempered glass with internal grid

Galvannealed steel is a high-quality steel known for its rust and corrosion resistant qualities, ensuring a lifelong quality product.

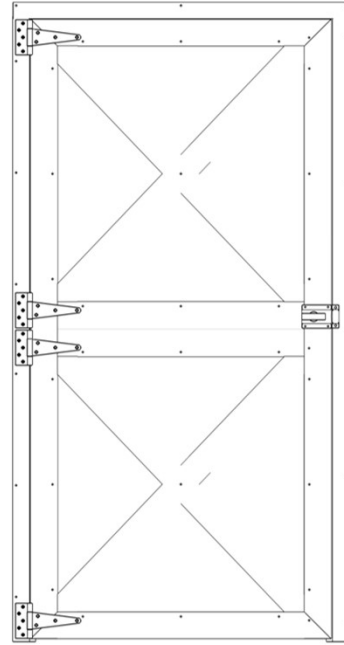
# HOW TO ORDER

---

We have several sizes and styles for our Barn Doors. When ordering a Barn Door, we need to know what size you are looking for, colors, and glass or no glass.



**GLASS**



**NO GLASS**

## Best Sellers

4' X 7'

8' X 7'


Starting at \$1,447

Please contact us for any specific custom door sizes you may need.









Loft Door



# LOFT DOOR

Our loft doors provide easy access to your barn's upper storage areas. They also provide great option for customization if you want to add a decorative element to the upper level of your barn. No matter what the purpose is, they provide easy access, ventilation, and a stylish look.

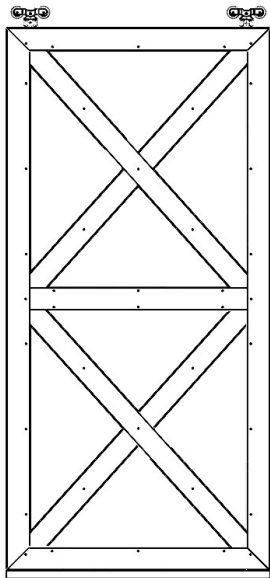
## SPECIFICATIONS:

- Galvannealed steel jamb, panel perimeter and crossbucks
- Heavy duty 8" T-Hinges, D-Handle and Barrel Bolt
- 5/8" quality plywood core
- 3/16" double pane tempered glass with internal grid

# HOW TO ORDER

---

These doors come with the option to be sliding or hinged, with or without glass, as well as single or double doors.



## Best Sellers

4' X 7'

8' X 7'

Starting at \$1,153

Please contact us for any specific custom door sizes you may need.







# Door Orientation

When ordering any hinged doors from Stallworks, we need to know which way you would like your new doors to swing. Please use the guide below to determine what door orientation best fits your needs.

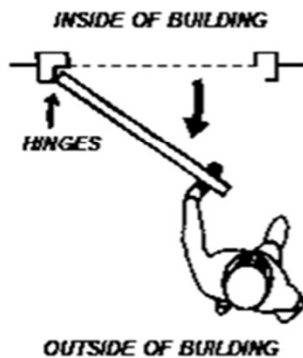
## TO DETERMINE OUTSWING - Face door from outside building

### LEFT HAND OUTSWING

- Hinges are on LEFT
- Door opens toward you



# OF DOORS NEEDED

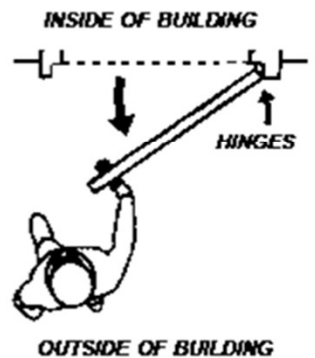


### RIGHT HAND OUTSWING

- Hinges are on RIGHT
- Door opens toward you



# OF DOORS NEEDED





# Door Accessories and Hardware


D-handle and latch for Bale, Dutch, and Barn doors. (these come with your doors)



Need more airtight doors? We offer weatherstripping & broom seal to help limit the air flow for a more climate-controlled barn.

- CHOOSE HOW MANY EXTRUSIONS YOU WILL NEED:
- 99-BSE-8 Broom Seal Extrusion 8'2"
  - 99-1 = 1" Broom Seal
  - 99-1.5 = 1 ½" Broom Seal
  - 99-2 = 2" Broom Seal

Note: these are an additional charge. Contact us for pricing.







# Stall Systems





# STALL SYSTEMS

Our long-lasting stall systems are perfect for any barn. We offer a wide variety of options so you can order the stall equipment that works best for your needs. Our stalls are durable, stylish, and resistant to all kinds of wear, rust, and fading. They are made of the highest quality 14GA galvanized steel, 3-4" on center grills, heavy duty Delrin trolleys and reliable doorstops. As a result, they provide ample protection for and easy access to your horses and other livestock.

## SPECIFICATIONS:

- 14GA galvanized steel
- Heavy duty Delrin trolleys

Included: screws, lags, heavy duty trolleys, trolley brackets, and door stops

**Lumber not included.**

Our standard finish for stalls is a durable hammered black powder coat, giving your stalls a durable clean look.

# HOW TO ORDER

To start the process of picking out your next stall system, we want to walk you through the options you have available to you. There are many combinations, and we will showcase a few here. Our stall fronts are a combination of a stall door and a stall grill. Normally a barn will be built to the rough openings of our stall fronts, but we understand if that's not a possibility, we are able to custom make our stall fronts to fit any size openings.


**Starting at \$818.**

**\*Please note that lumber is not included with our stall fronts.**

\*Also note that stall doors and grills can be sold individually. Contact us for pricing.



12' x 7' Stall Front Kit




12' x 7' stall front kit with fold down stall door



12' x 7' stall front kit with v-neck stall door and feed opening grill








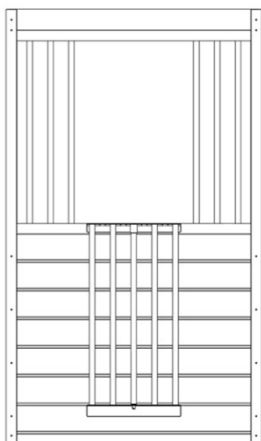
# Mix and Match

Choose any combination of stall door and stall grill that best suits your needs, give us a call/email for a quote, and then once you are 100% satisfied, we go to work making your stall front.

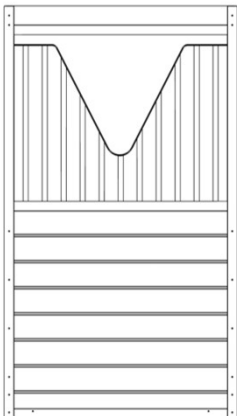
## Stall Doors



STANDARD




FOLD DOWN




V-NECK


## Stall Grills



Standard 8' grill. 36" high



8' grill with swing-out door. 36" high




8' grill with feed opening. 36" high



# Stall Dividing Wall Kits

Depending on the needs of your horses, we offer a variety of options for the walls between your stalls. We have solid dividing wall kits, a dividing wall with a full grill, or even a partial grill section – offering some privacy but still being able to socialize with the horse next door.







# European Stall Systems






# EUROPEAN STALL SYSTEMS

Our European inspired stall fronts give your barn an elegant and sophisticated feel. They are functional while also giving your stalls an open and majestic feel. From start to finish, we will work with you to find the style and design that fits your needs and helps you meet your barn goals!

\*Contact us for details and pricing\*







# Aisle Entry Doors





# AISLE ENTRY DOORS

Our aisle entry doors will not only be functional for years to come, but they will also make a statement out of the front of your barn. These aren't your average sliding doors. These doors have a plywood core and are made with 16GA galvanized steel, and a 5" steel perimeter with crossbucks. They open and close smoothly along heavy-duty Delrin trolleys and can be customized to fit any rough opening you have. All Aisle Entry Doors come standard with 3/16" double pane tempered glass windows with internal grids. These doors won't twist or rot over time, so you won't have to keep repairing or replacing them. They are built for decades of hard use and for assisting you in raising generations of livestock and horses. They are also big enough to allow plenty of room for moving animals or materials in and out. When you put up these aisle entry doors, you're looking at the long haul and the bigger picture of your barn.

## SPECIFICATIONS

16GA galvanized steel, 5" steel perimeter and crossbucks

Heavy duty Delrin trolleys

3/4" plywood core

29GA skin

Sliders come with: door stops, stay rollers, inside/outside door pulls, and 7" jamb latch. Split sliders also come with cane bolt and splice collar.

3/16" double pane tempered glass with internal grids

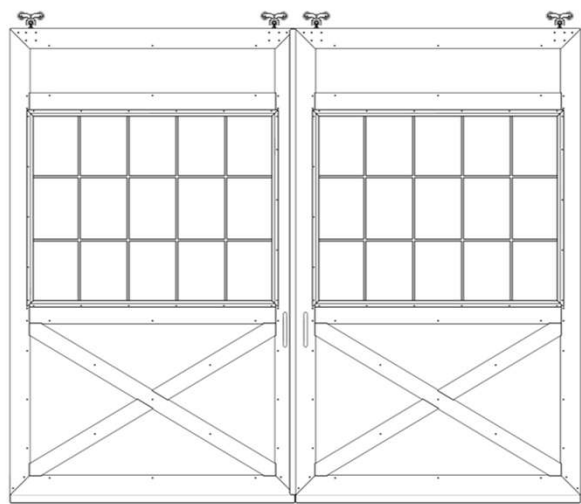
\*Track package sold separately\*



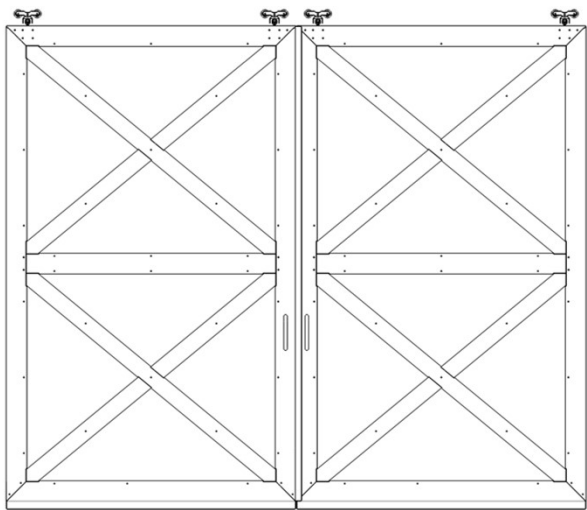


# HOW TO ORDER

We have a list of sizes making it easy to find the right aisle entry doors for you. When picking out your aisle entry doors, you need to know a couple of things to get started. What is your rough opening going to be? What colors do you want? Our doors are divided in two main colors. The window frame is white as a standard, but you get to choose the perimeter and liner colors! The liner color is what you see behind the X. The space at the top is only applicable if your door is 10'H or taller.



**GLASS**



**NO GLASS**

## Aisle Entry Door Sizes

When ordering your door size, start with the width first and then the height. Pick and choose from the list below to find the size that works best for you. For example, you could choose an 8'x12' or 14'x10'. Sizes are overall dimensions so the width column divided by two will tell you how wide each panel will be on your doors. For example, a 12' wide set of doors will have 6' wide panels.

Width	Height
8'	8'
9'	9'
10'	10'
12'	12'
14'	14'

### Best Sellers

- 12' X 10' with glass
- 10' X 10' with glass

\*Track cover package sold separately.\*







These are the color options you can choose from for the perimeter of your doors.

## PERIMETER COLORS

Actual colors may vary. As part of the order confirmation process, we will send you steel color samples powder-coated with the colors you have chosen.

Hammer Black  
T008-BK181

Hammer White  
T013-WHO9

Hammer Charcoal  
9113-71228

Hammer Green  
9313-60805

Hammer Brick Red  
9213-80394

Hammer Maroon  
9513-3933

Hammer Brown  
9313-80447

Hammer Burnished Slate  
9213-80465

Hammer Royal Blue  
9213-50484

Hammer Light Stone  
River Tex  
PCTA29173

Hammer Taupe  
9113-11896

Hammer Tan  
9213-80449





# LINER COLORS

Clay

Burgundy

Black

Charcoal

Brown

Light Brown

Antique Bronze

Tan

Copper Metallic

\*metallic finish

These are the options  
for the colors behind  
the crossbucks.

Actual colors may vary.  
As part of the order  
confirmation process,  
we send out steel color  
samples with the colors  
you have chosen.

Bright White

Bone White

Light Stone

Ivory

Dark Green

Ivy Green

Hunter Green

Light Gray

Bright Red

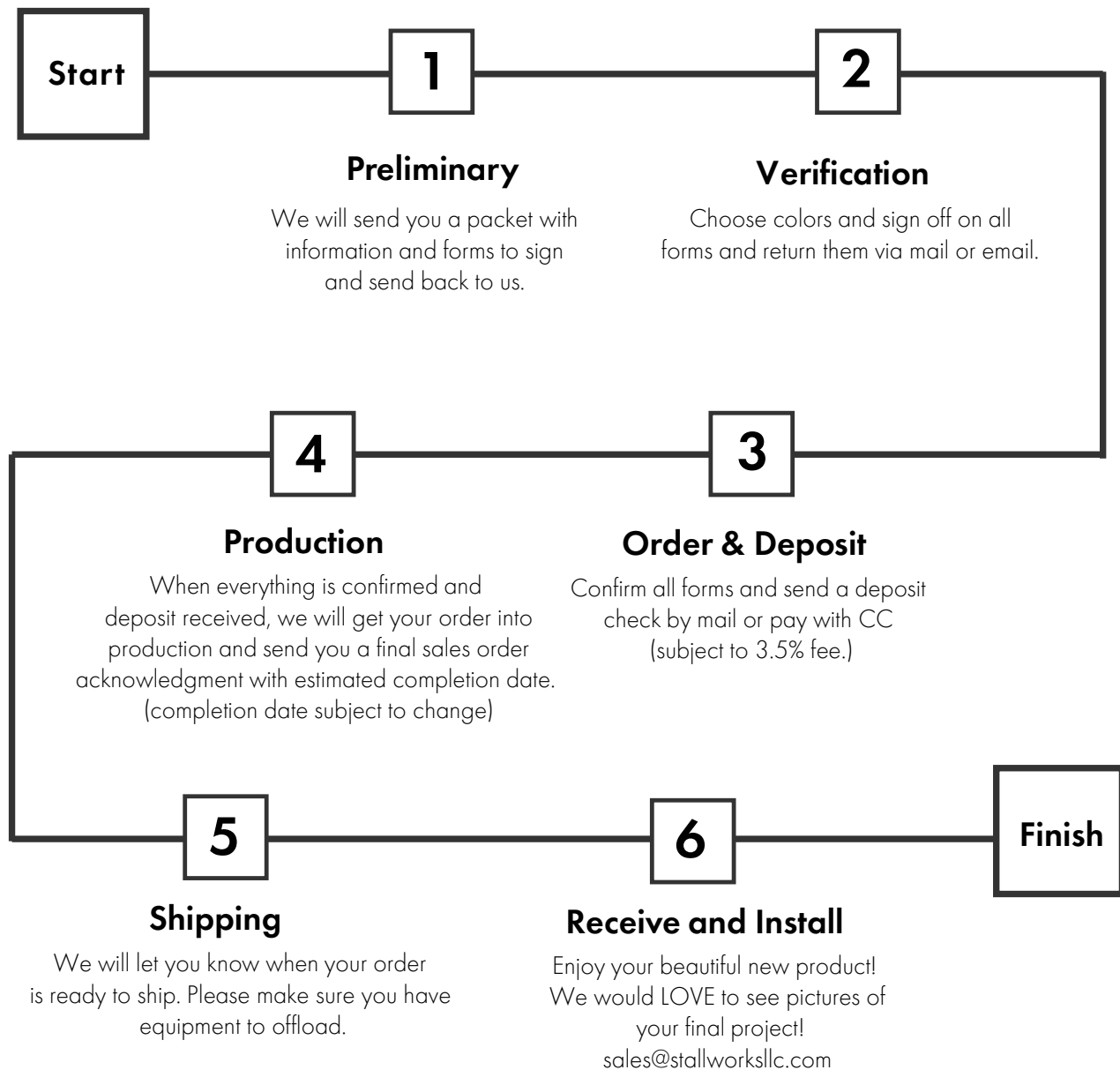
Brick Red

Hawaiian Blue

Gallery Blue

# The Life of an Order

## What you can expect from us





# FAQ

Q: Do the Aisle and Dutch Doors come with wood installed?

A: All StallWorks doors have a plywood core with a laminated metal liner that ensures durability.

Q: Do you offer wood doors?

A: We do not offer wood doors. All our doors are manufactured with quality galvaneal metal due to its superiority in rust and corrosion prevention. We also powder coat your products, giving them a durable layer of paint protection that will last for years longer than wood.

Q: What are your custom options?

A: If you don't see a size door that suits your needs, give us a call and we can work with you to make a door that is right for you.

Q: What is your lead time?

A: This will vary depending on several things, but a standard order will be around 4-6 weeks on average.





P: 434.933.5176

E: [Sales@stallworksllc.com](mailto:Sales@stallworksllc.com)

[www.stallworksllc.com](http://www.stallworksllc.com)